



How to Draw a Penguin

3 You will need:

- 7 • a piece of paper
- 9 • a pencil

12 What to do:

- 20 1. Start by drawing a long oval shape
28 with a flat base in the middle of
34 the page. This is the body.
- 43 2. Add a long triangle to each side of
49 the body. These are the wings.
- 56 3. Give your penguin two dots for
63 eyes near the top of the body.
- 69 4. Add a small triangle shape
74 underneath the eyes for the
76 penguin's beak.
- 83 5. Draw a tummy onto your penguin
89 by adding a tall, curved arch
92 inside its body.
- 100 6. Finally, add two pointy feet to the
104 base of your penguin.



Questions



1. Why do you think that you should draw the penguin's body first?



2. What shape should you draw the penguin's beak?



3. What is the last thing you need to draw to finish your penguin?



4. What do you think that you could add to your drawing to make it even better?

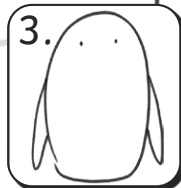
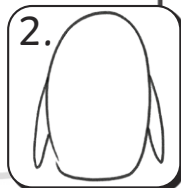
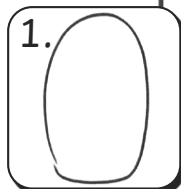
How to Draw a Penguin

3 You will need:

- 7 • a piece of paper
- 9 • a pencil

12 What to do:

- 20 1. Start by drawing a long oval shape
28 with a flat base in the middle of
34 the page. This is the body.
- 43 2. Add a long triangle to each side of
49 the body. These are the wings.
- 56 3. Give your penguin two dots for
63 eyes near the top of the body.
- 69 4. Add a small triangle shape
74 underneath the eyes for the
76 penguin's beak.
- 83 5. Draw a tummy onto your penguin
89 by adding a tall, curved arch
92 inside its body.
- 100 6. Finally, add two pointy feet to the
104 base of your penguin.



Answers



1. Why do you think that you should draw the penguin's body first?

Pupils' own responses, such as: I think you should draw the penguin's body first because then it's easier to add the other body parts to it.



2. What shape should you draw the penguin's beak?

The penguin's beak should be drawn as a triangle shape.



3. What is the last thing you need to draw to finish your penguin?

The last step of the penguin drawing is to add two pointy feet at the base of the penguin.



4. What do you think that you could add to your drawing to make it even better?

Pupils' own responses, such as: I think you could make the penguin drawing better by adding colours.